

OLYMPUS[®]

Your Vision, Our Future

OLYMPUS
EndoTherapy
BEYOND THE SCOPE

**Reliable Inflation and Fast Deflation Time Improve
Procedural Efficiency**



Single Use Balloon Dilator

MaxPass
Biliary Balloon Dilator

Dilate the Bile Duct Reliably and Easily Pull It Back Through a Stricture

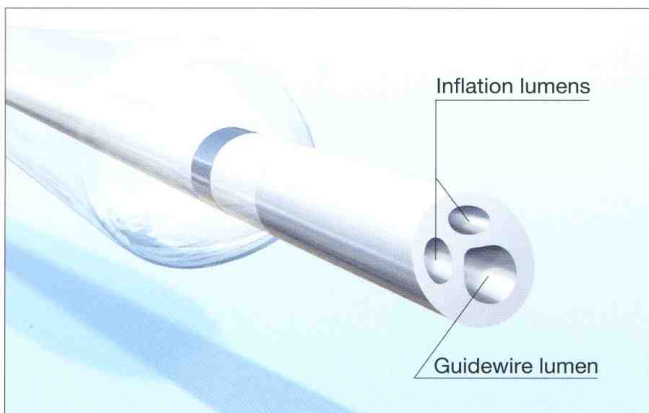


At Olympus, our goal has always been to provide doctors with the tools they need to perform life-saving tasks more effectively and with less stress — both on themselves and on their patients. Now with the MaxPass, we have developed an endoscopic biliary dilation balloon far more efficient, more reliable, and easier to use than previously. Balloon deflation time has been reduced to minimize idle time prior to withdrawal. Moreover, when deflated, the balloon has a unique compact shape that makes it much easier to pass through a stricture and endoscope channel, reducing the risk of the balloon getting stuck and further contributing to a smooth procedure.

Features

Quick deflation time

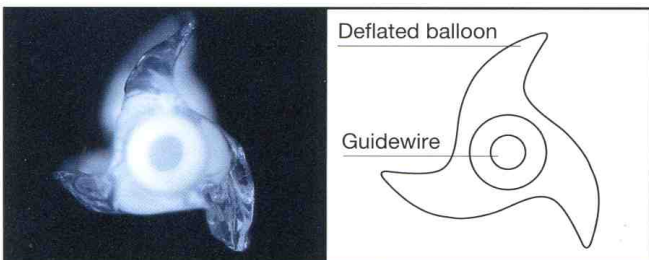
The MaxPass combines wide balloon inflation lumens with a new balloon material that makes deflation time remarkably short. In fact the balloon can now be deflated quickly, eliminating the need to stop the procedure and wait until the balloon is fully deflated.



Unique compact shape when deflated

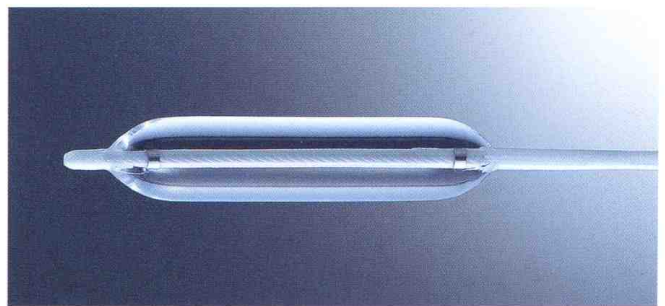
The MaxPass balloon is made of softer material than a conventional balloon that allows it to be compact when deflated. The deflated balloon is also uniquely shaped to allow it pass easily through a stricture, forceps elevator, and endoscope channel when being withdrawn.

(note : B-400N-0420 does not have this feature.)



Balloon contour with shorter tapered sections

The tapered sections of the MaxPass balloon have been shortened, while keeping the length of the site contact section at the required length. This helps prevent the balloon from slipping — for example, during dilation of a stricture.



Transparent balloon

Unlike conventional balloons, which are translucent, the MaxPass balloon is transparent.


Specifications

Single Use Balloon Dilator

Model	Balloon diameter	Balloon length	Catheter diameter	Balloon diameter	Minimum channel size	Compatible guidewire	Maximum pressure
B-400N-0420	4mm	20mm	6 Fr.	1,800mm	2.8mm	0.89mm(0.035inch)	12 atm
B-400N-0440	4mm	40mm					
B-400N-0620	6mm	20mm					
B-400N-0640	6mm	40mm					
B-400N-0830	8mm	30mm					

Inflation Device for Biliary

Model	Syringe volume	Maximum pressure
MAJ-1381	20cc	15atm



Specifications, design and accessories are subject to change without any notice or obligation on the part of the manufacturer.

OLYMPUS®

OLYMPUS MEDICAL SYSTEMS CORP.
Shinjuku Monolith, 3-1 Nishi-Shinjuku 2-chome, Shinjuku-ku, Tokyo 163-0914, Japan
OLYMPUS EUROPA GMBH
Postfach 10 49 08, 20034 Hamburg / Wendenstrasse 14-18, 20097 Hamburg, Germany
OLYMPUS AMERICA INC.
2 Corporate Center Drive, Melville, N.Y. 11747-3157, U.S.A.
OLYMPUS LATIN AMERICA, INC.
6100 Blue Lagoon Drive, Suite 390 Miami, Florida 33126-2087, U.S.A
KEYMED LTD.
Keymed House, Stock Road, Southend-on-Sea, Essex SS2 5QH, England

OLYMPUS SINGAPORE PTE LTD.
491B River Valley Road #12-01/04 Valley Point Office Tower, Singapore 248373
OLYMPUS HONG KONG AND CHINA LIMITED
Room 1520-1527, Ocean Centre, 5 Canton Road, Tsimshatsui, Kowloon, Hong Kong
OLYMPUS (BEIJING) SALES & SERVICE CO., LTD.
Room:1401, East Tower, Gong Yuan No6 Royal Palace, No6 Gong YuanXijie, JianGuoMenNei, DongCheng District, Beijing, 100005, China
OLYMPUS MOSCOW LIMITED LIABILITY COMPANY
117071, Moscow, Malaya Kaluzhskaya 19, bld. 1, fl.2, Russia
OLYMPUS AUSTRALIA PTY LTD.
31 Gilby Road, Mount Waverley, VIC., 3149, Australia

On October 1, 2004, Olympus Corporation transferred its Medical Systems Group to a newly created affiliate, OLYMPUS MEDICAL SYSTEMS CORP.