

OLYMPUS[®]


Disposable Mechanical Lithotripter

LithoCrush[™]

BML-201Q/202Q/203Q/204Q



Pre-assembled/Ready to use/Disposable

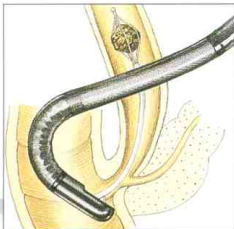


Olympus BML Series, the Gold Standard in Endoscopic Mechanical Lithotripsy, Now Includes the LithoCrush™ Offering Convenient, Disposable Ready-to-use Basket and Sheath Design.



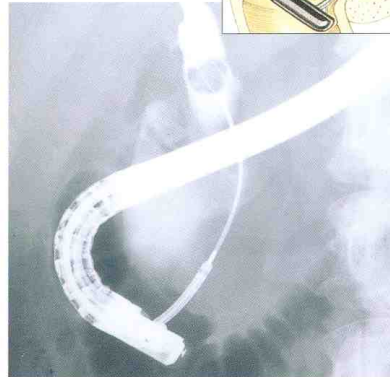
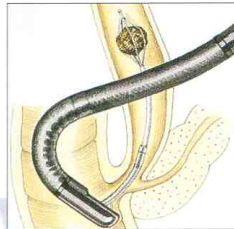
1 Grasping the Calculus

The tube sheath is inserted into the bile duct and advanced beyond the calculus. The basket is then opened and slowly withdrawn to grasp the calculus.



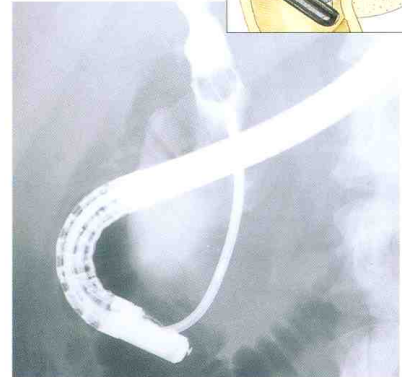
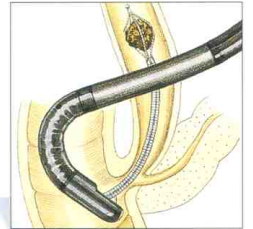
2 Advancing the Coil Sheath

The coil sheath is advanced over the tube sheath to the base of the basket.

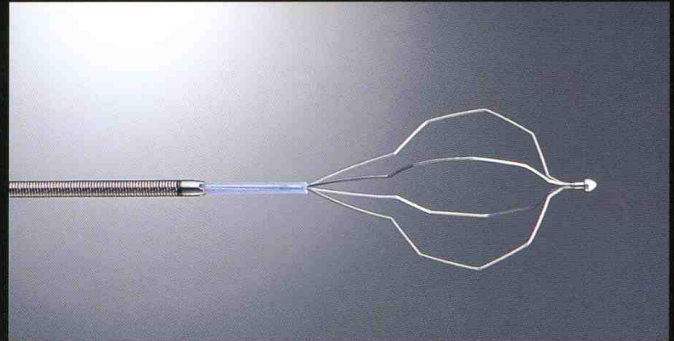



3 Fixing the Coil Sheath

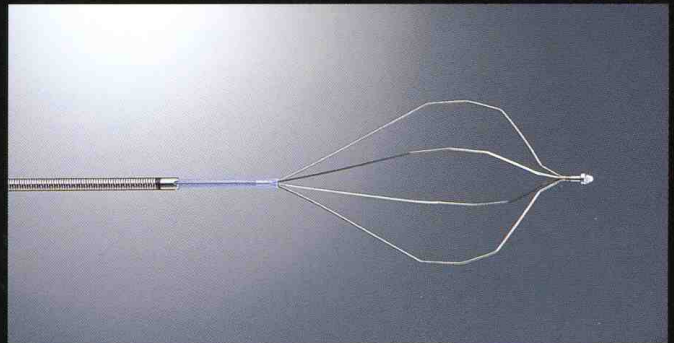
The coil sheath is fixed by screwing the knob at the proximal part of the sheath assembly.



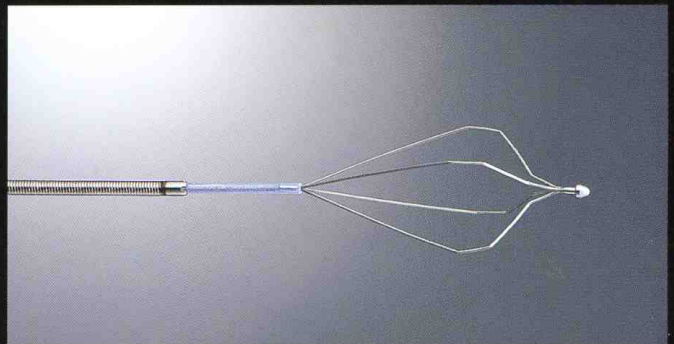
LithoCrush™



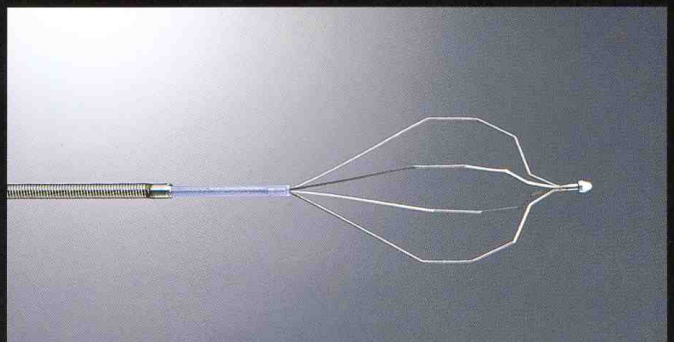
BML-201Q



BML-202Q



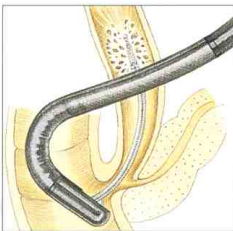
BML-203Q



BML-204Q

4 Lithotripsy

The basket is slowly retracted as the operator turns the handle eventually fragmenting the calculus.





rush™



BML-110A-1

This is an emergency device, only to be used in the unlikely event of basket impaction due to an extremely hard calculus.



Specifications

Compatible baskets	FG-22Q/23Q-1, FG-301Q
	FG-402Q/403Q
	BML-1Q/2Q/3Q/4Q-1
	BML-201Q/202Q/203Q/204Q

accessories are subject to change without any notice or obligation on the part of the manufacturer.

OLYMPUS BUSINESS AREAS

Germany



www.olympus.com

Korea

Beijing, 100020, China
ANY